

YOUTUBE CASH PROFITS

*How to Earn Extra Income
While Recording Videos Games
& Publishing it on YouTube*



CORY KEITH

YOUTUBE CASH PROFITS

How to Earn Extra Income While
Recording Videos Games & Publishing
it on YouTube

Cory Keith
w/ Rob D.

Table of Contents

Introduction

The Tools You Need

Chapter 1 - Installing the Game

Chapter 2 – Start Your YouTube Channel

Chapter 3 - Recording the Game

Chapter 4 – Almost No Video Editing
Required

Chapter 5 – Upload & Optimize

Chapter 6 – Facebook Groups
Promotion

Chapter 7 - Youtube AdSense

Conclusion

Introduction

Thanks for downloading this eBook.

Today, I'm going to show you a simple way of making money by simply recording games and publishing them on YouTube.

You don't have to be an expert or even an interested gamer.

You don't have to know any technical or editing skills.

And you certainly don't need a lot of capital.

In fact, you can get started with \$0. However, I'm gonna show you some tricks on how to make up to \$500 per month for less than \$50 investment.

The method works like this.

Step 1 – Find a Game to Record

Step 2 – Record It

Step 3 – Publish it on YouTube

Step 4 – Promote it to Get Views (and monetize through YouTube Ads)

And that's it. Yeah, it's that simple.

The key here is to record the games that people wants to see!

And I'll teach you how to do it.

Another key is to be the first to record and upload recent games.

If you're always the first one to do it, then you'll easily build a huge following who will watch almost every video that you publish.

MONETIZATION

The more viewers you have, the better. Once you activate monetization, Youtube will automatically flash ads on your video, ads that are somehow related to your videos. Once people click on these ads, that's where the money comes in. The pay per click will depend on the competition. To be honest, I don't know how to compute it. Some ads pay .15 cents per click, some 0.38. it really depends on the quality of ads that Youtube will put in your videos.

The Tools You Need

You're gonna need some tools to do the work and these are the technical tools you need to have.

Personal Computer (PC)

The game that we're going to record requires you to have an up to date PC.

Youtube Account

This is where you'll upload all your videos.

Youtube AdSense

Register for a YouTube adsense account here:

https://www.youtube.com/account_monetization_adsense_connection=1

This is who you'll get paid!

Recording & Editing Software

Any free recording software will do. I personally use CAMTASIA but that's too expensive for beginners.

Just search for free screen recording software on Google and you'll have a variety of choices to use.

Chapter 1 - Installing the Game

to We're gonna install the game called DOTA 2.

It's basically a game where monster fight monsters. Ok, that's making it too simple but you don't really have to know anything about it tbh.

The first step is to install STEAM.

<http://store.steampowered.com/about/>

Once installed, create a free account.

Then search for the game DOTA 2.

It's a big file so take your time, take a break and play with your dog.

Once done, install it and start playing.

Open the **SETTINGS** by clicking the gear button on the upper left of the screen. Then open the **VIDEO** tab.

Next to the **DISPLAY** button, click the dropdown and choose borderless window.

DOTA 2

VIDEO

GENERAL

ADVANCED

Aspect Ratio

16:9



Resolution

1920 x 1080



Display Mode

Fullscreen



APPLY RESOLUTION

Brightness

Fullscreen

Window

Borderless Window

And you're already set up to start recording.

I know, easy right?

Chapter 2 – Start Your YouTube Channel

Create your YouTube channel/account and use a name that is related to DOTA 2 or video games.

You don't really have to make a fuss about it. Just choose any name that you want and that'll do.

Next, make sure that you have a decent cover image.



Now for your profile picture, use something that is related to DOTA 2. Just find a picture on Google and use it.

Chapter 3 - Recording the Game

This is major key to your success.

This could be the difference between \$50 per month and \$500 per month.

Since we're looking to record at least 3 games in an hour of work, we don't have to record the whole game! We'll only record highlights for fans to watch.

First, launch camtasia and then DOTA 2.

Click WATCH



You will then see a list of premium, professional and amateur tournaments.

AMERICAS LEAGUE

Machinima ICL: Americas

ICL: playoffs will feature 7 teams from the International ICL, and 4, along with up and coming teams in the competitive scene such as Quantic Gaming and POTM BOTTOMS. A \$1,000 prize pool sponsored by Machinima will be offered to the winners.



Prodotas 2 Worldwide League

Prodotas 2 takes its tournament to the world stage during the play-offs, featuring some of the most well known and talented teams from around the globe. With 125,000 in prize money on the line we'll find out which region of the world truly has the best of the best!



BeyondTheSummit World Tour

BeyondTheSummit World Tour features 11 of the 16 teams attending The International. Brought to you in association with Dota2.com, this exciting event is sure to whet your appetite as competitors from four different continents compete for the \$1,000 prize that awaits only the top.



Star Series Season II Lan Final

Star Series is one of the most prestigious Dota 2 leagues held by StarLadder, and governed by Intel and Asus. The keystone of Star Series is the LAN final, which is held in Kiev CyberSport Arena, Ukraine. Watch the six best teams compete for the Grand Prize of \$13,200 and the title Star Series Champion.



It's Gona Monthly Madness Asia

It's Gona Monthly Madness is a Dota 2 tournament hosted by It's Gona eSports and generously sponsored by OverID.TV, Razer and H2O Energy Drinks. Throughout the month of July, 16 of the best teams in Asia will clash and only the finalists will share a part of the prizepool of \$1,000.



The Defense

The Defense is the most prestigious Dota 2 online tournament held by proDOTA, powered by Razer & BenQ. Featuring 20 hand-selected world-class teams and four community wildcard winners \$10,000 prize money await only the toughest and most experienced of contestants on their way to the top.



Wild Cards East

Watch eight of the best Dota 2 teams compete for a spot in The International

I normally focus on just PREMIUM and PROFESSIONAL GAMES.

I want to get as many views as possible so I would rather pay for it than just record novice games that only a few people watch.

Some of the premium games will cost you \$10, normally you could see some 80-100 games on that \$10 premium.

Not all people will bother paying these fees, if you want an advantage and less competition, buy the premium games and record them all.

What Games To Choose:

Choose between PREMIUM &
PROFESSIONAL.

DOTA 2

EVENTS

TOURNAMENTS

LIVE GAMES

RECENT GAMES

DOWNLOADED

PREMIUM

PROFESSIONAL

AMATEUR

Sort mixed Tournaments first

Premium Leagues divert a portion of their in-game ticket sales directly into their prize pool.

Page: 1 / 10



The International 2015

Total Prize Pool: \$17,066,487 (Contributed: \$15,466,467)

Who will emerge victorious? Witness the world's top teams battle at The International.



The Summit 3

Total Prize Pool: \$27,085 (Contributed: \$171,085)

Continuing the spirit of previous iterations, The Summit 3 will be another best-of-3, intimate experience with the best teams from across the globe doing it out in the Beyond The Summit studio in Los Angeles.



The Summit 3

Total Prize Pool: \$27,085 (Contributed: \$171,085)

Continuing the spirit of previous iterations, The Summit 3 will be another best-of-3, intimate experience with the best teams from across the globe doing it out in the Beyond The Summit studio in Los Angeles.



Dota Pro League Season 3

Total Prize Pool: \$265,370 (Contributed: \$185,370)

The Dota Pro League is back with Season 3! Top teams from NA and EU will compete against each other for a prizepool of at least \$80,000. This ticket grants access to the compendium items and to view games from Dota Pro League Season 3.



COACH THE PARTY



Prestrey



Pain*



(1 PENDING)



(1 PENDING)



(1 PENDING)

CHAT

Party

FRIENDS

You will see something like this one below.

Click another dropdown and choose a game.



The International 2015

Who will emerge victorious? Witness the world's top teams battle at The International.

Tournament Website

Auto Spectate Games

LIVE GAMES

Teams Match Time Viewers

RECENT GAMES

Watched	Teams	Match	Time	Rating
	Na'Vi VS Vega	• •	01 June 2015, 11:01 PM	221720 likes - 13628 dislikes Best of 5
	AASC VS Vega	• •	01 June 2015, 8:01 PM	12328 likes - 2024 dislikes Best of 3
	MVP VS MVP	• •	01 June 2015, 12:48 PM	9732 likes - 2172 dislikes Best of 5
	Rave VS MVP	• •	01 June 2015, 10:05 AM	5480 likes - 1128 dislikes Best of 3
	NP VS Vega	• •	01 June 2015, 1:46 AM	13831 likes - 1813 dislikes Best of 3

* - Partial Team Used

Page: 1 / 26 >

Click the download button.

TODAY STORE PLAY WATCH LIBRARY COMMUNITY

DOTA 2

1519129777 **DIRE VICTORY** 01 June 2015, 11:01:01 PM

Captains Mode 11:09

Hatus Vincere

NAME	POS	HEAT	K	D	A	ITEMS	DEATHS	ASSISTS	SCORE
Hatus Vincere	1	100	8	0	2	363	14	3	221
Y.B.O.C.C.I.vendict	14	100	8	2	4	187	20	28	447
Hatus Vincere	17	100	7	2	1	311	18	14	407
Hatus Vincere	11	100	1	2	4	1	17	4	199
Hatus Vincere	17	100	1	2	3	170	19	11	406

Vega Squadron

NAME	POS	HEAT	K	D	A	ITEMS	DEATHS	ASSISTS	SCORE
Vega Squadron	1	100	0	2	11	438	21	3	219
Vega Squadron	11	100	1	2	11	812	134	4	184
Vega Squadron	18	100	4	2	7	206	181	17	404
Vega Squadron	11	100	1	2	7	197	90	3	128
Vega Squadron	17	100	14	1	3	242	214	8	348

Downloading: 88%

3453 likes - 840 dislikes

CHAT

FRIENDS

RATING DOTA

ONLINE

ONLINE

After downloading (2-10 minutes)

Click Watch Highlights.


MATCH ID
1519329777

DIRE VICTORY

DATE
01 June 2015, 11:01:03 PM

GAME MODE
Captains Mode

DURATION
31:09

 Natus Vincere

PLAYER	LEVEL	HERO	K	D	A	ITEMS	GOLD	LAST HITS	DENIES	GOLD/MIN	XPM/MIN
Natus Vincere ArtStyle	11	Dazzle	0	8	2		365	54	5	221	200
Natus Vincere XBOCTlovenLak	14	Sven	0	5	4		1975	202	30	449	366
Natus Vincere Demid	17	Puck	7	2	1		591	168	14	467	507
Natus Vincere III SoNn1kO II	12	Io	1	3	4		5	27	4	199	285
Natus Vincere FunnIk	17	Bloodseeker	1	5	5		1751	170	11	456	489

 Vega Squadron

PLAYER	LEVEL	HERO	K	D	A	ITEMS	GOLD	LAST HITS	DENIES	GOLD/MIN	XPM/MIN
Vega CeMaTheSlayerk	12	Witch Doctor	0	2	11		530	39	3	219	283
Vega Solo-unikrn.com	15	Enigma	2	2	13		812	154	4	384	384
Vega No[o]je-unikrn.com	18	Queen of Pain	4	2	7		2206	163	17	456	551
Vega Mag-unikrn.com	13	Beastmaster	3	2	7		1397	90	3	328	304
Vega 9pashabashu-unikrn.com	19	Gyrocopter	14	1	3		2425	224	8	648	646



WATCH REPLAY

WATCH HIGHLIGHTS



55453 likes - 8410 dislikes

Broadcasters



And then open your recorder, then CLICK record on your camtasia. Or you

can press F9 instead of manually clicking record.

Wait for the highlights to finished and then stop recording. Press F10 for the STOP recording shortcut.

To Summarize

1 – Choose a recent game from professional or premium

2- Download the Replay

3- Watch the Highlights

4- Record through Camtasia or any other screen recorder

5 - Save and Edit

Chapter 4 – Almost No Video Editing Required


Do you have an extra 60 seconds?

Cool, then you can do this too.

Once you recorded your video, click save and edit.



Preview



Time 00:02 / 00:05



Shrink to Fit



Save and Edit



Produce



Delete

Save the file on a new folder.

Once Camtasia launches, a window will pop up, asking you to edit the dimensions.

Select “1280x720” and click on “OK.”

Cut the part where the game doesn't start yet. Also, cut the part at the end where you're still recording even when the game already ended.

You're done. I told you, almost no video editing required.



Open the “File” menu and select “Produce and Share.”

Select “MP4 only (up to 720p).” Change the name of your video and save it to your computer.

Chapter 5 – Upload & Optimize

Uploading your video is pretty self-explanatory, what I wanna show you is how you can optimize your video while you're uploading it.

By optimizing your video, you will rank faster on Google and YouTube for whatever match/game you recorded.

Here are the things you need to keep in mind.

Title

Here's the simply formula for creating a title that works.

PLAYER 1 VS. PLAYER 2 +
AMAZING KEYWORD + EVENT +
DATE OF GAME

That's it!

E.g.

Bazaar Vs. Evos – Crazy Ending! SEA
Open Quarter Final (May 7, 2020)

The only time you have to get creative is
when you're thinking of a keyword to
add.

Examples are:

Amazing Ending!

Crazy Fight!

Greatest Comeback in DOTA 2?

File name

Always change the file name to whoever is playing.

So instead of having CAMREC.mp4

You should have...

Bazaarvsevossquarterfinals.mp4

This will help YouTube recognize your video.

Description

Make your description short and sweet.

Mention who is playing, the date and

some information about the fight.

Also, don't forget to ask your viewers to subscribe.

Published on Mar 7, 2017

Dota 2 Bazaar vs Evos - SEA Open Qualifier Final Kiev Major

Commentary by Xycloz

Join Notification Squad: <http://bit.ly/noobfromua>

Game



Dota 2

2013

Explore in YouTube Gaming

Category

Gaming

License

Standard YouTube License

Thumbnail

When it comes to video games, THUMBNAIL is freakign important!

You can easily get 10x more views if you have a nice thumbnail.



You can always search for images on Google and just add some text on them. Also, you can hire someone to do it for you on Fiverr.com

Go to YOUTUBE and search for DOTA 2 so you'll have an idea of what thumbnail works for that game.



Liquid vs VG.J - GRAND FINAL - Starladder I-League StarSeries 3 Dota 2

NoobFromUA

1 week ago • 307,259 views

Dota 2 Liquid vs VG.J - GRAND FINAL - Starladder I-League StarSeries 3
Commentary by LyricalDota Godz ...



Empire vs Spirit - CIS Dota - WellPlay 7 Dota 2

NoobFromUA

6 days ago • 104,809 views

Dota 2 Empire vs Team Spirit - WellPlay 7 Commentary by PandaCasts eskil
Subscribe <http://bit.ly/noobfromua>.

NEW



OG vs CoL - GRAND FINAL - Elimination Mode 3.0 Dota 2

NoobFromUA

2 weeks ago • 271,715 views

Dota 2 OG vs CoL - GRAND FINAL - Elimination Mode 3.0 Games 1,2 -
<https://www.youtube.com/watch?v=YBxB38nNpMc> ...



OG vs TNC - SL i-League 3 Shanghai Lan Dota 2

NoobFromUA

1 week ago • 159,880 views

Dota 2 OG vs TNC - SL i-League LAN Commentary by ODPixel Merlini
Subscribe <http://bit.ly/noobfromua>.

Tags

The next one is your video tags.

When you upload your video, make sure that you put as much tags as allowed. Also, make sure that they are all related to your video!

So use the team names, dota2 and other related keywords.

E.g.

Bazaar,evos, bazaarvsevos,dota2,dota

Chapter 6 – Facebook Groups Promotion

Here's a simple trick that most people don't do.

Go to Facebook and find all the pages and community about DOTA 2. Join them and always post your video link every time you upload a video.

Members won't call it spamming because you're actually providing value.

You are posting something that they like to see.

**Dota 2 Betford**

Like

Teacher

22,249 like this

People also like DOTA 2 Betford and Dota2 bet predictions

Pan Da Poosa likes this

**Dota 2 Store PH**

Like

4.9 ★★★★★ (4,002) · Video Games · P

134,299 like this

People also like Ninja, EASY PC and other Local businesses

Pan Da Poosa and Amiel Rafaelo Toreja like this

**Dota 2 Addicts**

Like

Entertainment Website

87,048 like this

People also like MobaMove and Tambayan ng mga Anime Addict...

**FACEIT Dota2**

Like

Community

23,261 like this

People also like Dota 2 Canada, DotaGem and other Communities

Reb Tolentino likes this

**Official Dota 2**

Like

Community

176,784 like this

People also like Dota 2 Canada, DotaCandies and other Commu...

John Decastro and Pan Da Poosa like this

**2P.Dota**

Like

News/Media Website

53,867 like this

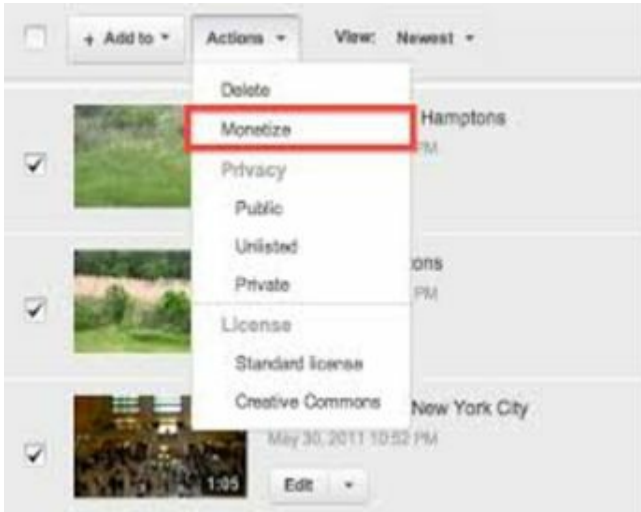
Many people will be glad to see replay of their favorite teams on youtube.

Also, it's also a good way to know what videos they want to see. If they want a certain team, then record that team. It's like you're getting live feedback from your audience, then you just give them what they want. In the end, you'll get more views (more adsense income) and happy viewers.

Chapter 7 - Youtube Adsense

Some countries won't be allowed to directly monetize a video from YouTube.

If you're from U.S., the you simply have to click monetize on the ACTION TAB.



Video Monetization

Go to your channel's homepage and click on the "Edit" pencil icon that is at the bottom-right of your channel's cover

photo. From the menu that pops up, select “Channel settings.”

There, change your channel’s country to a Western country (U.S., France, Germany, United Kingdom, etc...) then save settings.

You should now be able to enable the monetization part of your Video Manager.



The dollar sign means it's available for monetization.

Again, to enable monetization,

In your account's settings, go to the

monetization tab.

Click **Enable My Account**. You'll only see this option if your account is in good standing and hasn't been disabled for monetization.

Follow the on-screen steps to accept the YouTube monetization agreement.

IMPORTANT: (Your YOUTUBE email should also be the one you would use for your YOUTUBE adsense)

Conclusion

Thank you for going through this short training.

As you can see, the system is super simple. Anyone who's willing to take a little bit of time can make this work.

Will it all be easy? Of course not.

Making money online isn't some kind of pipe dream. However, it is possible to make money working at home as long as you're willing to put in the work.

Good luck!

